



Financial Results for the 2nd Quarter of Fiscal Year Ending March 31, 2025 (FY2024 2Q)

November 5, 2024

Chiyoda Corporation

(Stock code: 6366)



© Chiyoda Corporation 2024, All Rights Reserved.

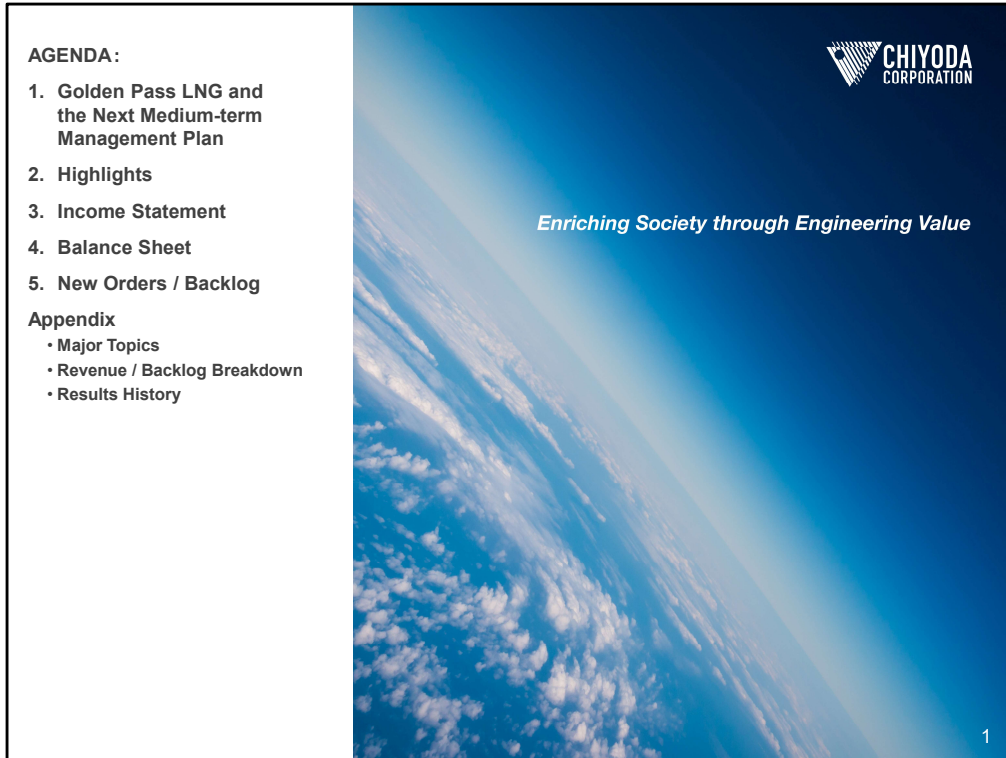
Presenters



Mr. Koji Ota
Representative Director,
President & CEO



Mr. Atsushi Deguchi
Executive Vice President
& CFO



This presentation outlines Chiyoda Corporation's (Chiyoda) financial results for the second quarter of the fiscal year ending March 31, 2025, released on November 5, 2024.

1. Golden Pass LNG and the Next Medium-term Management Plan

Golden Pass LNG, USA

- ✓ Zachry's withdrawal from the project was officially confirmed with final court approval on August 12, 2024.
- ✓ Site construction work resumed in August and CB&I took over Zachry's scope of work (mainly construction operations).
- ✓ CB&I and CIC* are discussing the EPC contract under the new JV structure with the client and plan to finalize it this fiscal year. Upon agreement, Chiyoda will review profitability and reflect results in financial statements.

Next Medium-term Management Plan

- ✓ Release of the next Medium-term Management plan, originally planned in May this year, has been postponed due to the Golden Pass LNG. Chiyoda is currently discussing its long-term direction and strategy, with an announcement planned for the beginning of FY2025.

* Chiyoda International Corporation, a US-based wholly owned subsidiary of Chiyoda Corporation



2

- **Golden Pass LNG, USA**

Zachry's withdrawal from the project was officially confirmed with final court approval on August 12, 2024.

Site construction work resumed in August and CB&I took over Zachry's scope of work (mainly construction operations).

CB&I and CIC are discussing the EPC contract under the new JV structure with the client and plan to finalize it this fiscal year. Upon agreement, Chiyoda will review profitability and reflect results in financial statements.

- **Next Medium-term Management Plan**

Release of the next Medium-term Management plan, originally planned in May this year, has been postponed due to the Golden Pass LNG.

Chiyoda is currently discussing its long-term direction and strategy, with an announcement planned for the beginning of FY2025.

2. Highlights

- ✓ Increased incomes and profits compared to the same period last year. Enhanced profits due to consistently executing existing projects and the additional revenue generated by achieving a milestone in the Tangguh LNG Expansion, Indonesia.
- ✓ Inquiries received mainly for our domestic decarbonization business which we expect to be awarded in the latter half of this fiscal year.
- ✓ Maintained the full-year consolidated financial forecasts though a strong progress of profits, due to: 1) transient elements that improved profits in the first half of this fiscal year and, 2) a new contract under the revised JV structure for the Golden Pass LNG project has yet to be completed.

- ✓ Increased incomes and profits compared to the same period last year. Enhanced profits due to consistently executing existing projects (except the Golden Pass LNG project) and the additional revenue generated by achieving a milestone in the Tangguh LNG Expansion, Indonesia.
- ✓ Inquiries received mainly for our domestic decarbonization business which we expect to be awarded in the latter half of this fiscal year.
- ✓ Maintained the full-year consolidated financial forecasts though a strong progress of profits, due to: 1) transient elements that improved profits in the first half of this fiscal year and, 2) a new contract under the revised JV structure for the Golden Pass LNG project has yet to be completed.

3. Income Statement

Billions of JPY

	FY2023 2Q	FY2024 2Q	Difference	Full Year Forecast	Progress
Revenue	271.7	237.3	(34.4)	450.0	53%
Gross Profit	17.7	22.4	4.6	33.0	68%
Gross Profit Margin	6.5%	9.4%	+2.9pt	7.3%	-
SG&A Expenses	(6.9)	(8.6)	(1.7)	(16.0)	54%
Operating Income	10.8	13.7	2.9	17.0	81%
Ordinary Income	14.1	17.3	3.2	20.0	87%
Profit*	8.6	14.2	5.5	15.0	94%
Exchange Rate JPY/ USD	150	143		150	

1 Breakdown		
Field	FY2023 2Q	FY2024 2Q
Energy	6.5	14.8
Global Environment	11.2	7.5
Total	17.7	22.4

* Profit attributable to owners of parent



4

Revenue was JPY 237.3 billion, a decrease of JPY 34.4 billion YoY, mainly due to reaching the peak of the copper smelting plant, Indonesia.

Gross Profit was JPY 22.4 billion, an increase of JPY 4.6 billion YoY.

Gross Profit Margin was 9.4%, an increase of 2.9 points YoY. SG&A Expenses were JPY 8.6 billion, an increase of JPY 1.7 billion YoY.

Operating Income was JPY 13.7 billion, an increase of JPY 2.9 billion YoY.

Ordinary Income was JPY 17.3 billion, an increase of JPY 3.2 billion YoY.

Net Profit was JPY 14.2 billion, an increase of JPY 5.5 billion YoY.

As shown in the annotations, the breakdown of Gross Profit by business field is JPY 14.8 billion for the energy field and JPY 7.5 billion for the environmental field.

4. Balance Sheet

Billions of JPY

	FY2023 4Q	FY2024 2Q	Difference		FY2023 4Q	FY2024 2Q	Difference
Current Assets	404.4	415.7	11.3	Current Liabilities	412.2	404.1	(8.0)
Cash and Deposits	102.1	113.1	11.1	Operating Liabilities* ³	322.5	336.0	13.5
Operating Assets* ¹	46.5	41.3	(5.2)	Provision for Loss on Construction Contracts	36.5	34.8	(1.7)
Jointly Controlled Assets of JV * ²	147.0	149.9	2.8	Non-Current Liabilities	8.7	26.5	17.8
Non-Current Assets	22.6	22.9	0.3	Net Assets	6.1	7.9	1.8
Total Assets	427.0	438.5	11.6	Total Liabilities and Net Assets	427.0	438.5	11.6
				Shareholders' Equity	4.9	6.4	1.6
				Shareholders' Equity Ratio	1.1%	1.5%	0.3pt

*¹ Operating Assets : Notes receivable, accounts receivable from completed construction contracts and contract assets + Costs on construction contracts in progress

*² Jointly Controlled Assets of JV: Cash and deposits of joint venture proportional to Chiyoda's interest

*³ Operating Liabilities: Notes payable, accounts payable for construction contracts + Contract liabilities



5

Shareholders' Equity increased by JPY 1.6 billion from the end of the last fiscal year to JPY 6.4 billion. Shareholders' Equity Ratio is 1.5%.

5. New Orders / Backlog

Billions of JPY

	FY2024 2Q New Orders	FY2024 2Q Backlog
Energy	30.7	600.1
Global Environment	38.5	199.5
Total	69.2	799.6

【Major Backlog Projects】

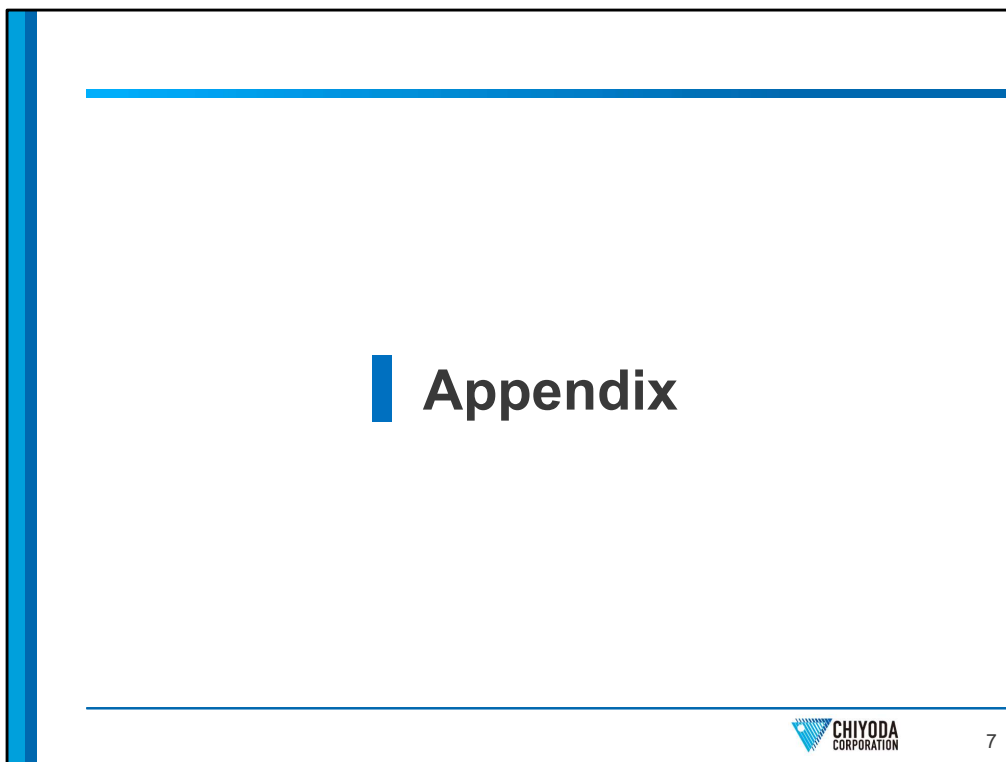
	More than JPY 100.0 billion	More than JPY 50.0 billion	More than JPY 5.0 billion
Energy	<ul style="list-style-type: none"> NFE LNG, Qatar 	<ul style="list-style-type: none"> Golden Pass LNG, USA 	—
Global Environment	—	<ul style="list-style-type: none"> Copper Smelting Plant, Indonesia 	<ul style="list-style-type: none"> CO₂ Methanation Facility, Japan Biopharmaceutical Manufacturing Plant, Japan Advanced Material Plant, Japan



6

New Orders received were JPY 69.2 billion and the Order Backlog was JPY 799.6 billion.

Please refer to the table below for major projects in the Order Backlog.



For information regarding 'Major Topics' mainly in the second quarter, please refer to pages following page 7.

Appendix

7. Major Topics

Site construction work resumed in August
for Golden Pass LNG, USA



Courtesy of Golden Pass LNG

Appendix

7. Major Topics

Achieved a Milestone in the Tangguh LNG Expansion, Indonesia



Courtesy of BP Berau Ltd.

7. Major Topics

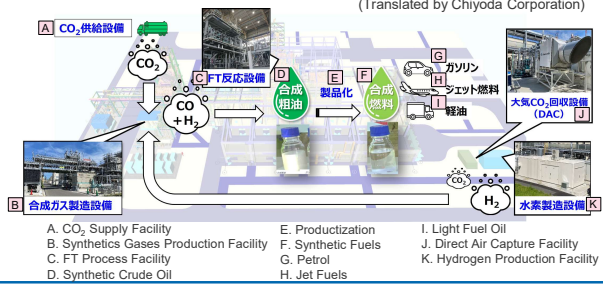
Completion of a 1BD*1 Synthetic Fuels Demonstration Plant

- ✓ The plant is part of a project being conducted by ENEOS Corporation, under a subsidized project*2 funded by NEDO*3. The Chiyoda group has successfully completed the EPC work for the demonstration plant.
- ✓ Through this project, Chiyoda contribute to establishing early-stage technology for the production of synthetic fuels using hydrogen and CO₂ with the goal of implementing carbon-neutral fuel production technology in the future.

【Project Summary】

Client	ENEOS Corporation
Scope of Work	EPC
Location	ENEOS Central Technical Research Laboratory (Yokohama, Kanagawa)
Production Capacity	1 barrel per day
Completion Date	June, 2024

【 Image of Overall Plant 】



*1 1 barrel per day, 1 barrel ≒ 159 liters

*2 Green Innovation Fund Project: Development of Technology for Producing Fuel Using CO₂

*3 New Energy and Industrial Technology Development Organization

7. Major Topics

Establishing a Plant Bio-foundry as a Bio-manufacturing^(Note) Demonstration Platform

- ✓ Since FY2022, we have been working the 'Development of mass production technology for highly modified proteins using plants', a collaborative project between industry and academia under the NEDO-subsidized program^{*1} (Please refer to Figure 2). We are constructing a demonstration facility at our Koyasu Office Research Park, scheduled to commence operation in the spring of 2025.
- ✓ We will operate the demonstration plant to support the research and development of plant bio-manufacturing and contribute to the implementation of social services.

(Note) Bio-manufacturing: A technology to produce materials using organisms such as plants and micro-organisms. Bio-manufacturing does not rely on fossil resources for raw materials and is expected to transform manufacturing, supporting the realization of a carbon-recycling society



Figure 1. View of Demonstration Plant

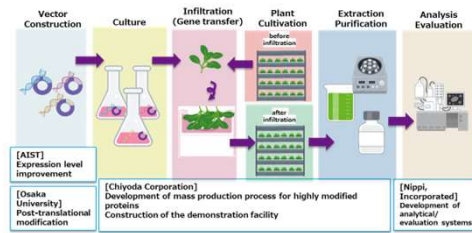


Figure 2. Mass Production Technology for Highly Modified Proteins using Plants

*1 Development of Bio-derived Product Production Technology to Accelerate Realization of Carbon Recycling

7. Major Topics

◆ Participating in an iD4 Inc.^{*1} Demonstration Experiment of an iPS Cells Platform

- ✓ Aiming to promote the industrial use of iPS cells by building an 'iPS cell provision platform' connecting patients, iPS cell manufacturing institutions and pharmaceutical companies in a single step.
- ✓ Collaborating with member companies to build a database of iPS cells, optimize distribution channels and commercialize the platform by leveraging our experience and expertise in the cell field.

【Overview of the Platform】

Company Name	iPSC Delivery on Demand for Drug Discovery
Representative	Representative Director, Toshio Fujimoto
Date Established	August 3, 2020
Scope of Business:	<ol style="list-style-type: none"> 1. Acquisition and management of cells and cell-related data from medical institutions etc. 2. Provision of the following services using human-derived cells and cell-related data: <ol style="list-style-type: none"> i) Sales of iPS cells, differentiated cells etc. ii) Contract processing services iii) Drug discovery support services using processed cells iv) Sales of rights to use cell-associated data 3. Development of data platforms utilizing cellular ancillary data 4. Promotion of industrial utilization of processed cells

◆ Operation of an Advanced Cell Processing Facility (CPF) at the University of Tsukuba Hospital

- ✓ We completed construction of the Tsukuba Advanced Cell Therapy (TACT) Facility, a new cell processing facility in a collaborative project with the University of Tsukuba and the University of Tsukuba Hospital.
- ✓ Expanding our 'Technical Consulting'^{*2} services by combining industrial technical expertise with academic knowledge to support the comprehensive development of foundational technologies in the field of cell therapy, from basic research to production.
- ✓ Chiyoda aims to establish the manufacturing and technology of immune cells against cancer, derived from iPS cells.



^{*1} Established in August 2020 by the iPark Institute Co., Ltd. and Mitsubishi Corporation.

^{*2} Chiyoda's new service business providing strategic and technical solutions in research and development, manufacturing process development and support for production in compliance with regulations and guidelines

^{*3} The Tsukuba Stem Cell Lab (TSL) within the University of Tsukuba Industry-Academia Liaison Joint Research Center

Revenue and Backlog Breakdown

Billions of JPY

FY2024 2Q Revenue		
【Business】		
ENERGY	149.4	63%
■ LNG Plant, Gas Related Work	132.2	56%
■ Refinery, Petrochemical	17.2	7%
ENVIRONMENT	87.9	37%
■ Pharmaceutical, Biochemistry, Chemical	10.7	5%
■ Environment, New Energy, Infrastructure, Others	77.2	33%
TOTAL	237.3	100%

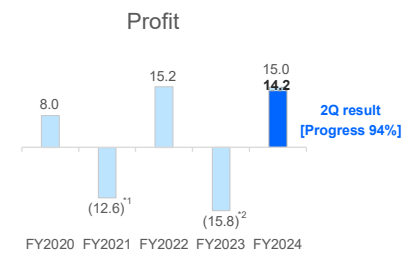
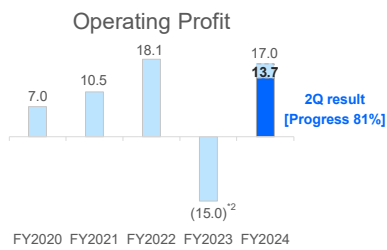
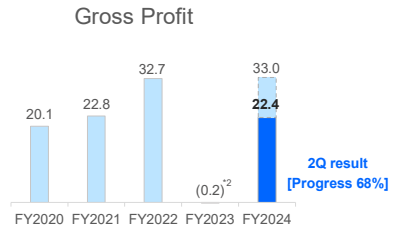
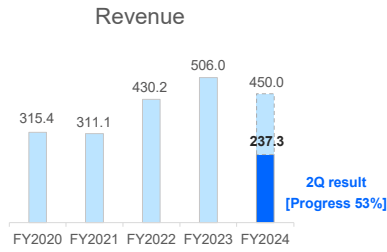
【Region】		
OVERSEAS	195.1	82%
■ Middle East & Africa	108.2	46%
■ Americas	12.0	5%
■ Asia & Oceania	74.7	32%
■ Others	0.3	0%
DOMESTIC	42.2	18%
TOTAL	237.3	100%

FY2024 2Q Backlog		
【Business】		
ENERGY	600.1	75%
■ LNG Plant, Gas Related Work	574.7	72%
■ Refinery, Petrochemical	25.5	3%
ENVIRONMENT	199.5	25%
■ Pharmaceutical, Biochemistry, Chemical	91.6	11%
■ Environment, New Energy, Infrastructure, Others	107.9	14%
TOTAL	799.6	100%

【Region】		
OVERSEAS	649.0	81%
■ Middle East & Africa	473.9	59%
■ Americas	81.1	10%
■ Asia & Oceania	92.6	12%
■ Others	1.4	0%
DOMESTIC	150.6	19%
TOTAL	799.6	100%

Results History

Billions of JPY



*1 The figure includes Extraordinary Losses of JPY 20.4 billion related to the project losses by settlement of lawsuit with a customer.

*2 The figure includes the additional costs of JPY 37.0 billion related to the Golden Pass LNG project.



Forward-Looking Statements: Any projections included in these materials are based solely on information available at the time this presentation was prepared. It is possible that actual results may vary significantly from the projections due to a number of risk factors such as economic conditions. The results projected here should not be construed in any way as being guaranteed by the Company. Investor are recommended not to depend solely on these projections for making investment decisions.

【Inquiries】

Chiyoda Corporation
Corporate Services Department IR, PR & Sustainability Advanced Section
E-Mail : ir@chiyodacorp.com



© Chiyoda Corporation 2024, All Rights Reserved.

