

# Financial Results for the 1<sup>st</sup> Quarter of Fiscal Year Ending March 31, 2026 (FY2025 1Q)

August 4, 2025

Chiyoda Corporation

(Stock code: 6366)

## **AGENDA :**

- 1. Highlights**
- 2. Income Statement**
- 3. Balance Sheet**
- 4. New Orders / Backlog**

## **Appendix**

エンジニアリング  
**社会の“かなえたい”を共創する**

*Enriching Society through Engineering Value*

# 1. Highlights

## Results

- ◆ Increased Profit compared to the same period last year.  
Ongoing domestic and international projects are progressing as planned, marking a positive start towards achieving the full-year forecast.  
Gross Profit Margin of completed construction projects remains steady.

## Status of Golden Pass LNG, USA

- ◆ Reached basic agreement in June 2025 under the new JV structure with the client regarding amendments to the EPC contracts to complete Trains 2 and 3.  
Discussions on amending the contracts are expected to be finalized in due course.  
Profitability will be reviewed based on new construction schedules and costs.

## New Orders

- ◆ Secured an EPC project order in the Refinery/Petrochemical field in the Middle East.  
Domestically, awarded construction projects for advanced materials, storage batteries, pharmaceutical facilities and FEED projects related to CCS.

## 2. Income Statement

Billions of JPY

	FY2024 1Q	FY2025 1Q	Difference	Full Year Forecast	Progress
Revenue	117.0	90.5	(26.6)	370.0	24%
Gross Profit	10.8	9.4	(1.4)	34.0	28%
Gross Profit Margin	9.2%	10.4%	+1.1pt	9.2%	
SG&A Expenses	(4.4)	(4.3)	0.1	(18.0)	24%
Operating Income	6.4	5.1	(1.3)	16.0	32%
Operating Income Margin	5.4%	5.6%	+0.2pt	4.3%	
Ordinary Income	5.5	7.0	1.6	19.0	37%
Profit <sup>*1</sup>	4.0	6.4	2.4	15.0	42%
Exchange Rate JPY/ USD	161	145		145	

<b>1</b> Breakdown	Field	FY2024 1Q	FY2025 1Q
	Energy	6.1	6.8
	Global Environment	4.8	2.6
	Total	10.8	9.4

<sup>\*1</sup> Profit attributable to owners of parent

### 3. Balance Sheet

Billions of JPY

	FY2024 4Q	FY2025 1Q	Difference		FY2024 4Q	FY2025 1Q	Difference
Current Assets	437.3	409.9	(27.3)	Current Liabilities	409.5	375.7	(33.8)
Cash and Deposits	153.3	149.2	(4.1)	Operating Liabilities* <sup>3</sup>	338.4	316.9	(21.5)
Operating Assets* <sup>1</sup>	32.2	33.1	0.9	Provision for Loss on Construction Contracts	28.4	25.0	(3.4)
Jointly Controlled Assets of JV * <sup>2</sup>	153.9	135.9	(18.0)	Non-Current Liabilities	26.0	25.7	(0.3)
Non-Current Assets	23.8	23.2	(0.6)	Net Assets	25.5	31.7	6.2
Total Assets	461.0	433.1	(27.9)	Total Liabilities and Net Assets	461.0	433.1	(27.9)
<sup>*1</sup> Operating Assets : Notes receivable, accounts receivable from completed construction contracts and contract assets + Costs on construction contracts in progress				Shareholders' Equity	23.7	29.9	6.2
<sup>*2</sup> Jointly Controlled Assets of JV: Cash and deposits of joint venture proportional to Chiyoda's interest				Shareholders' Equity Ratio	5.1%	6.9%	+1.8pt
<sup>*3</sup> Operating Liabilities: Notes payable, accounts payable for construction contracts + Contract liabilities							

## 4. New Orders / Backlog

Billions of JPY

	FY2025 1Q New Orders	FY2025 1Q Backlog
Energy	98.1	588.5
Global Environment	34.7	182.1
Total	132.8	770.6

### 【Major Backlog Projects】

	More than JPY 100.0 billion	More than JPY 50.0 billion	More than JPY 10.0 billion
Energy	<ul style="list-style-type: none"> <li>NFE LNG, Qatar</li> </ul>	<ul style="list-style-type: none"> <li>Golden Pass LNG, USA</li> <li>Refinery/Petrochemical, Middle East</li> </ul>	<ul style="list-style-type: none"> <li>LNG Receiving Facility, Japan</li> </ul>
Global Environment	---	---	<ul style="list-style-type: none"> <li>Biopharmaceutical Manufacturing Plant, Japan</li> <li>Advanced Material Plant, Japan</li> <li>Large-scale Lithium Sulfide Production Facility, Japan</li> <li>Pharmaceutical Manufacturing Plant, Japan*1</li> </ul>

\*1 Orders received by Chiyoda X-ONE Engineering Corporation, a wholly-owned domestic subsidiary of Chiyoda Corporation

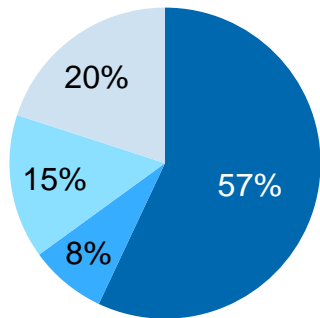
# Appendix

Appendix

# Revenue Breakdown

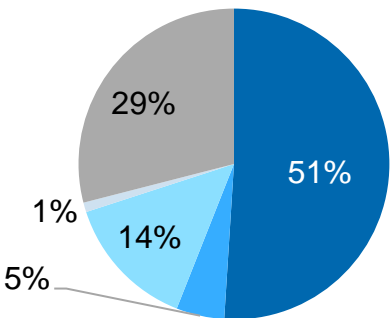
Billions of JPY

## Business



ENERGY	58.6
■ LNG Plant, Gas Related Work	51.3
■ Refinery, Petrochemical	7.3
GLOBAL ENVIRONMENT	31.9
■ Pharmaceutical, Biochemistry, Chemical	14.0
■ Environment, New Energy, Infrastructure, Others	17.9
TOTAL	90.5

## Region



■ Middle East & Africa	46.6
■ Americas	4.9
■ Asia & Oceania	12.3
■ Others	0.5
■ Japan	26.3
TOTAL	90.5

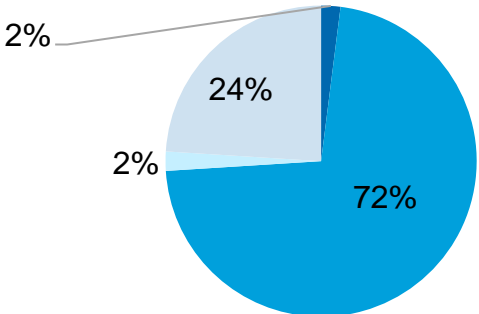


# Appendix

## New Orders Breakdown

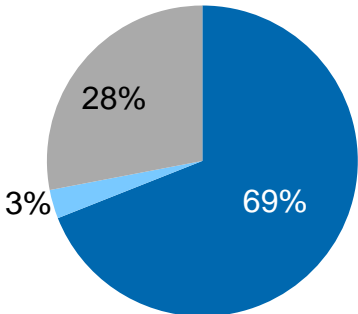
Billions of JPY

### Business



ENERGY	98.1
■ LNG Plant, Gas Related Work	2.6
■ Refinery, Petrochemical	95.5
GLOBAL ENVIRONMENT	34.7
■ Pharmaceutical, Biochemistry, Chemical	2.4
■ Environment, New Energy, Infrastructure, Others	32.3
TOTAL	132.8

### Region



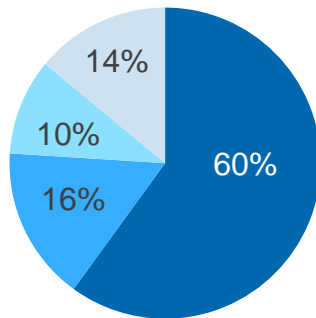
■ Middle East & Africa	91.3
■ Americas	0.4
■ Asia & Oceania	3.5
■ Others	0.1
■ Japan	37.6
TOTAL	132.8

# Appendix

## Backlog Breakdown

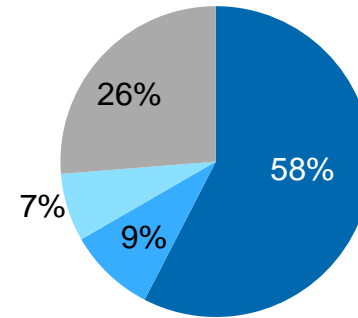
Billions of JPY

### Business



ENERGY	588.5
■ LNG Plant, Gas Related Work	463.3
■ Refinery, Petrochemical	125.1
GLOBAL ENVIRONMENT	182.1
■ Pharmaceutical, Biochemistry, Chemical	76.0
■ Environment, New Energy, Infrastructure, Others	106.1
TOTAL	770.6

### Region



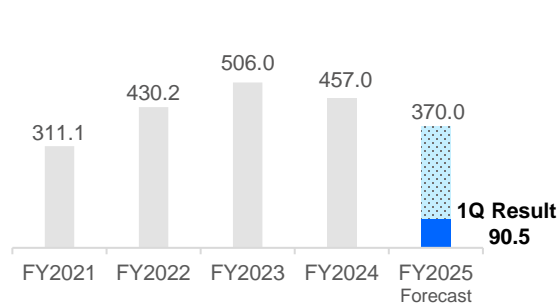
■ Middle East & Africa	441.7
■ Americas	68.1
■ Asia & Oceania	56.3
■ Others	0.7
■ Japan	203.7
TOTAL	770.6

# Appendix

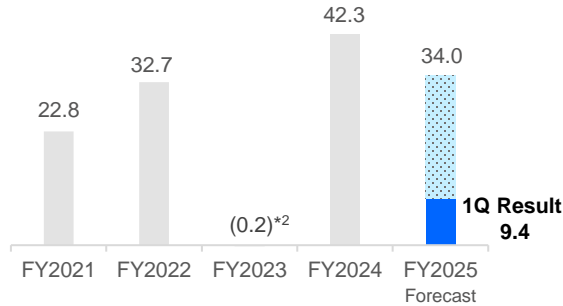
## Results History

Billions of JPY

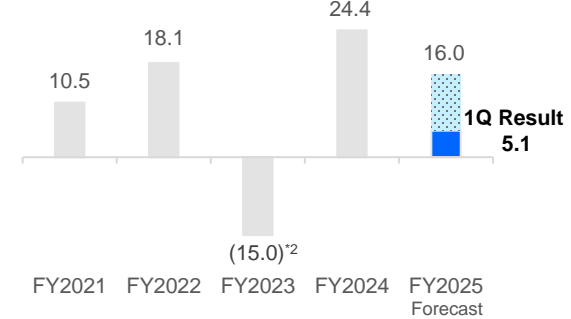
### Revenue



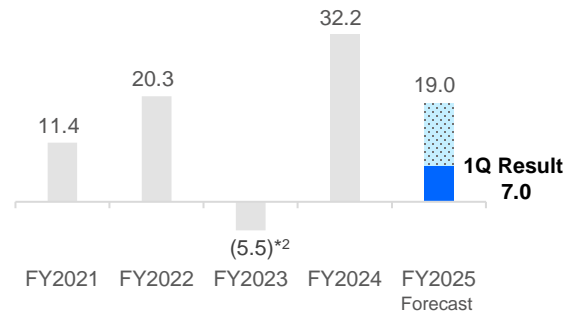
### Gross Profit



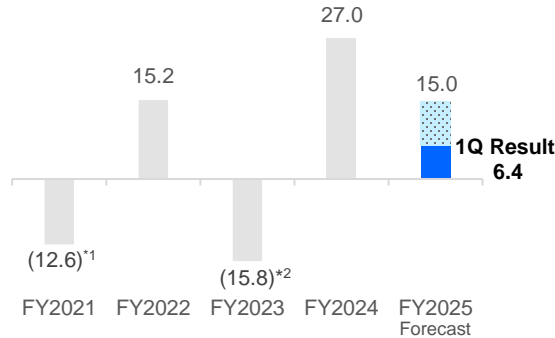
### Operating Income



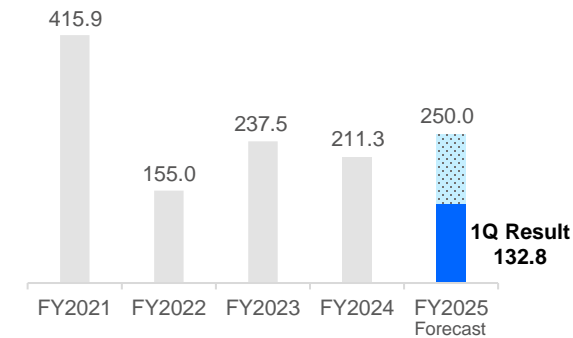
### Ordinary Income



### Profit



### New Orders



\*<sup>1</sup> The figure includes Extraordinary Losses of JPY 20.4 billion related to the project losses by settlement of lawsuit with a customer.

\*<sup>2</sup> The figure includes the additional costs of JPY 37.0 billion related to the Golden Pass LNG project.

Forward-Looking Statements: Any projections included in these materials are based solely on information available at the time this presentation was prepared. It is possible that actual results may vary significantly from the projections due to a number of risk factors such as economic conditions. The results projected here should not be construed in any way as being guaranteed by the Company. Investor are recommended not to depend solely on these projections for making investment decisions.

**【Inquiries】**

Chiyoda Corporation

Corporate Services Department IR, PR & Sustainability Advanced Section

E-Mail : [ir@chiyodacorp.com](mailto:ir@chiyodacorp.com)



© Chiyoda Corporation 2025, All Rights Reserved.

